





Single Needle Topstitch

Seam or
Hem




Edge Stitch
(1/8" or less)




1/4" Topstitch






1/2" Topstitch etc.

Double Needle Topstitch




Double Needle
Edge Stitch



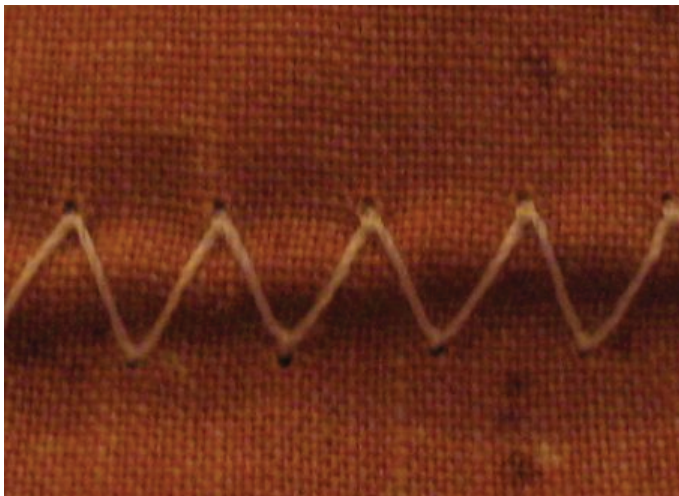

1/4" Double Needle
Topstitch etc.




Cover Stitch- exterior



Cover Stitch- interior



Zig Zag



Flat Lock